

Klešta kombinovana

405/1BI



Profili

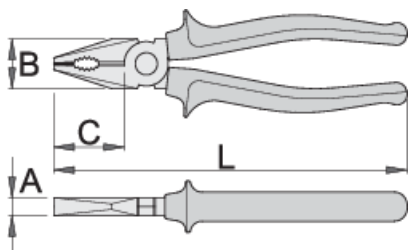




Standardi

DIN ISO 5746


Opis proizvoda

- materijal: premium plus alatni čelik
- kovana, potpuno poboljšana i ojačana
- rezne ivice induktivno kaljene
- čeljusti polirane
- površina hromirana ISO 1456:2009
- robusne ručke obložene dvokomponentnim navlakama
- izrađena prema standardu ISO 5746



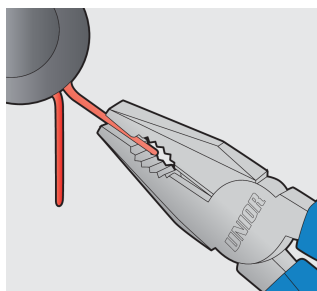
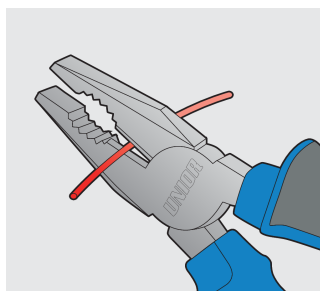
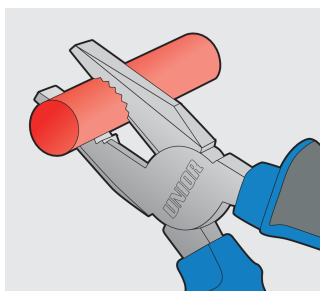
	L	B	C	A	
607867	160	24	35	9.5	224
607868	180	27	38	10	273
607869	200	29	41	10.5	351

kapacitet sečenja (10N=1kg)

	L	max 1600 N/mm ² Ø↑	max 650 N/mm ² Ø↑
607867	160	1,6	2,0
607868	180	1,8	2,5
607869	200	2,0	2,5

* Fotografije proizvoda su simbolične. Sve dimenzije su u mm, a težina u gramima. Sve navedene dimenzije mogu odstupati u granicama tolerancija.

Upotreba (slike)



Pravilna upotreba



- Pliers should be oiled regularly. A drop of oil at the hinge will lengthen the tool life and assure easy operation.
- When cutting wire with pliers, you should always wear glasses or goggles.
- Handles are provided for comfort. They are not intended to give user any degree of protection against electric shocks and should never be used on live electric circuits.



- Don't use pliers for cutting hardened wire, unless specifically manufactured for this purpose.
- Don't expose pliers to excessive heat. This may ruin the tool.
- Don't use pliers as a hammer.
- Don't hammer on the handles. They may crack or break.
- Don't extend the length of plier handles to secure greater leverage.
- Don't use pliers on nuts or bolts. A wrench will do a better job and with less risk of damage to the fastener.