

# Klešta kombinovana

406/1BI



## Profili

---



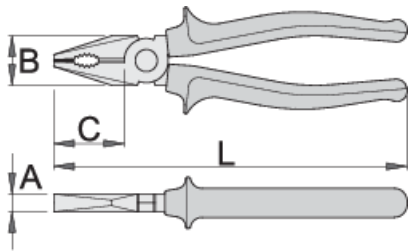
## Standardi



---

DIN ISO 5746


## Opis proizvoda

- materijal: premium plus alatni čelik
- kovana, potpuno kaljena i ojačana
- rezne ivice induktivno kaljene
- čeljusti polirane
- površina hromirana ISO 1456:2009
- robusne ručke obložene dvokomponentnim navlakama
- utisnut logo UNIORD
- izrađena prema standardu ISO 5746



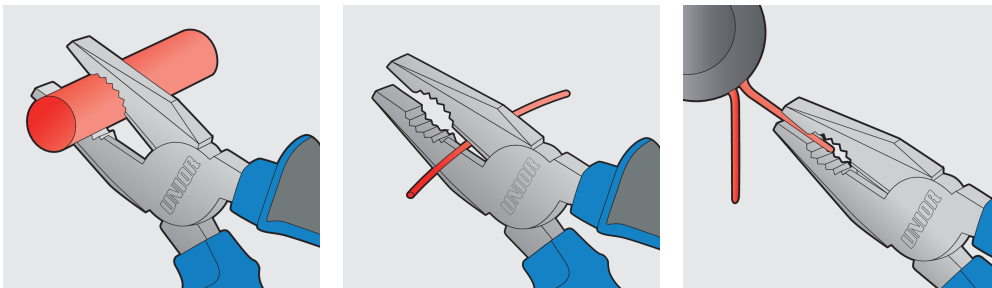
	L	B	C	A	
607870	160	24	35	9.5	224
607871	180	27	38	10	274
607872	200	29	41	10.5	341
608354	220	32	47	11	421

kapacitet sečenja (10N=1kg)

	L	max 1600 N/mm <sup>2</sup> Ø↑	max 650 N/mm <sup>2</sup> Ø↑
607870	160	1,6	2,0
607871	180	1,8	2,5
607872	200	2,0	2,5
608354	220	2,0	3,0

\* Fotografije proizvoda su simbolične. Sve dimenzije su u mm, a težina u gramima. Sve navedene dimenzije mogu odstupati u granicama tolerancija.

Upotreba (slike)



Pravilna upotreba



- Pliers should be oiled regularly. A drop of oil at the hinge will lengthen the tool life and assure easy operation.



- Don't use pliers for cutting hardened wire, unless specifically manufactured for this purpose.
- Don't expose pliers to excessive heat. This may ruin the tool.

- When cutting wire with pliers, you should always wear glasses or goggles.
- Handles are provided for comfort. They are not intended to give user any degree of protection against electric shocks and should never be used on live electric circuits.
- Don't use pliers as a hammer.
- Don't hammer on the handles. They may crack or break.
- Don't extend the length of plier handles to secure greater leverage.
- Don't use pliers on nuts or bolts. A wrench will do a better job and with less risk of damage to the fastener.

## Najčešće postavljana pitanja

**Profil glave na vijku se do te mere deformisao da se ne može odvrnuti odvijačem. Koji UNIOR alat se može koristiti u ovom slučaju?**

Klešta za vijke 407/4DP su najbolji izbor za odvrtnje vijaka sa oštećenim profilom glave.