



Unior d.d.
Kovaška cesta 10
3214 Zreče, Slovenia
T: +386 3 757 81 00
www.uniorbiketools.com

90838604

1625/2

EN

BB30 & DUB removal tool

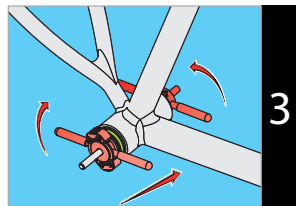
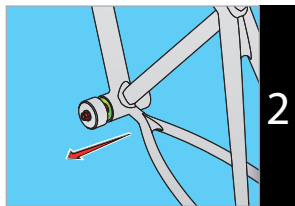
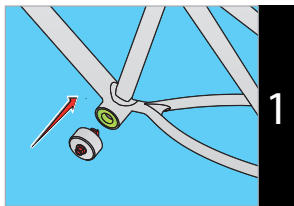
SLO

Ključ za demontažo gonilnega
ležaja BB30 & DUB

 **UNIOR**[®]
BIKE TOOLS

uniorbiketools.com

USAGE



ENG

- 1** Carefully insert the guide head of removal tool through bottom bracket shell and into the back side of bearing (marked green).
- 2** To remove side bearing from the bike frame, screw nut as long as puller does not start to remove the side bearing. When side bearing is removed (marked green), repeat steps on opposite side of bottom bracket shell to remove second bearing.
- 3** For bottom bracket assembly, use tool 1721 with appropriate adapters and threaded press as shown on the picture.

SLO

- 1** Previdno vstavite nastavno glavo ključa skozi tečajnico gonilnega ležaja in na zadnjo stran ležaja (označeno z zeleno barvo).
- 2** Za odstranitev stranskega ležaja od okvirja kolesa, vijačite matico tako dolgo, dokler snemalec ne začne odstranjevati stranski ležaj. Ko je stranski ležaj odstranjen (označeno z zeleno barvo) postopek ponovite še na drugi tečajnici gonilnega ležaja.
- 3** Za montažo gonilnega ležaja, uporabite orodje set za prešanje ležajev 1721. Namestite gonilni ležaj s pomočjo ustreznih adapterjev ter navojne palice in ročaja s hitrim pomikom.